

Exchange SL



The linear key exchange box is designed to enable the release of keys by the insertion of one or more primary key(s). The need for this type of product usually arises when there are multiple access points. The unit will generally be the link between the camlocks/boltlocks and the access/door locks.



Trapped Key Interlocks



ENERGY

USAGE

Exchange SL should be used to allow a safe access to potential hazardous and dangerous areas with one or more access points.



Exchange SL is not designed for security purposes, such as a safe or external access to a building.

INSTALLATION



A safety lock must be mounted with appropriate fasteners.

Important:

To avoid unauthorized removal, the lock must be mounted with rivet or M5 (screws, nuts and washers) stainless steel safety screws and secured with a threadlock.

Tightening torque: 5Nm

The interlock must be installed by a competent and qualified person who has read and understood these instructions.

MAINTENANCE

Contact STI for maintenance instructions.

TECHNICAL DATA

Temperature rating	-20°C / +100°C
Type of mounting	Surface or over back mount using with suitable fasteners
Weight	1,5 kg (depending on the number of holes)
Material	- Metal: Black anodised - Nickel brass - Zamak -Inox Black anodised - GRIVORY (65% FV) - Nickel brass - Zamak
Product finish	Black anodised
Homologation	
Salt spray resistance	Contact STI for details
IP Rating	Contact STI for details
Mechanical life	Contact STI for details
B10d	Contact STI for details
Diagnostic coverage (%)	Contact STI for details
Retention force	Contact STI for details
Shock & vibration (IK)	Transport and functional random vibration
ROHS	Certificate available on request
REACH	Certificate available on request
Conflict mineral	Certificate available on request

OPTIONS

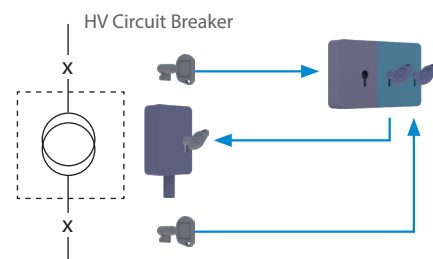
- Flat or Star key
- Type of rotor (aluminium or composite)

APPLICATION

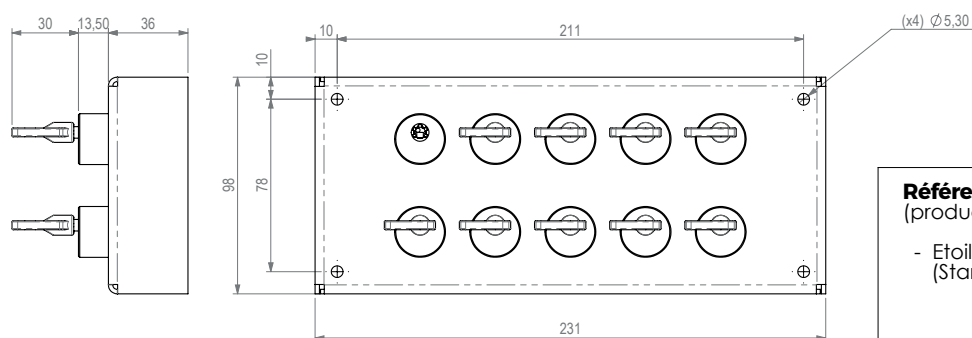
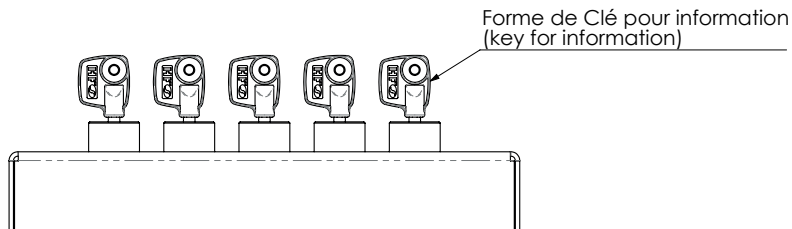
When the wind turbine is running and generating electricity the keys are trapped in the HV and wind turbine circuit breaker and access can not be gained to the transformer housing.

When the wind turbine and HV circuit breakers are open the keys can then be inserted in to the exchange box releasing the transformer housing key. This key is then inserted into the Lock to gain access to the housing.

The symbols used here are A and C for the circuit breaker and B for the access lock.



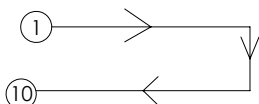
Note: For safe mounting, use security screws



Référence Produit avec clé type:
(product reference following key type:)

- Etoile = HSL10PS5000 (Star)
- 5 = Rotor Aluminium
- 6 = Rotor Composite

Sens de libération des clés
(key release direction and rotation)



Pour information: l'encombrement est valable pour un tableau jusqu'à 10 cylindres
(For information: external dimensions are available for exchange box up to 10 cylinders)

Note: Tous les cylindres sont en rotation 1/4 tour Droite

(All cylinders are on 1/4 Right)

ORDER INFORMATION

	1	2	3	4	5	6
Part number						
Example	A	SL	3	EL	5	000

1	Cylinder profile	A = Flat key H = Star key
2	Product family	SL
3	No. of cylinders	Min. 2
4	Key profile	Star key = PS Flat key 5 pins = EK, EL, EM, EP, ET, EV Flat key 6 pins = GK, GL, GM, GP, GT, GV
5	Type of rotor	5 = Aluminium 6 = Composite
6	Particularity	000 = Standard xxx = Customize

ACCESSORIES

- Flip cap

CONTACT INFORMATION

Serv Trayvou

1 ter rue du Marais
93100 MONTREUIL
France

t : +33 (0)1 48 18 15 15
f : +33 (0)1 48 59 68 50
e : sales@servtrayvou.com